


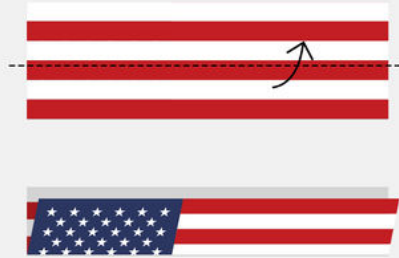
GOOD  
HOUSEKEEPING

# HOW TO PROPERLY FOLD AN American Flag




①

Fold the lower, striped section of the flag over the blue field.



②

Fold over the folded bottom edge to meet the top edge.



③

Begin a triangular fold by bringing the striped corner of the folded edge to the top edge.



④

Turn the outer point inward, parallel with the top edge, to form a second triangle.



⑤

Continue until the final folds ensure that only the Union (the blue portion with white stars) is showing and the open edges are folded in.